

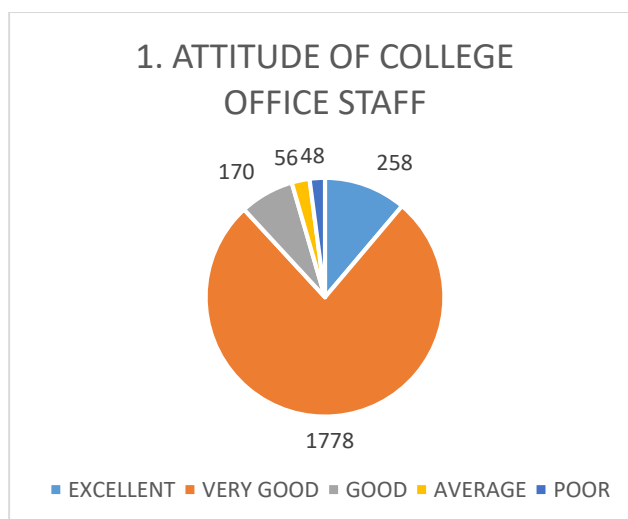


Sonopant Dandekar Shikshan Mandali's
Sonopant Dandekar Arts, V.S. Apte Commerce and
M.H. Mehta Science College, Palghar

STUDENT'S FEEDBACK 2016-17

COLLEGE OFFICE

REMARK1	1. ATTITUDE OF COLLEGE OFFICE STAFF	2. PROMPTNESS & EFFICIENCY OF COLLEGE STAFF
EXCELLENT	258	266
VERY GOOD	1778	1760
GOOD	170	168
AVERAGE	56	70
POOR	48	46

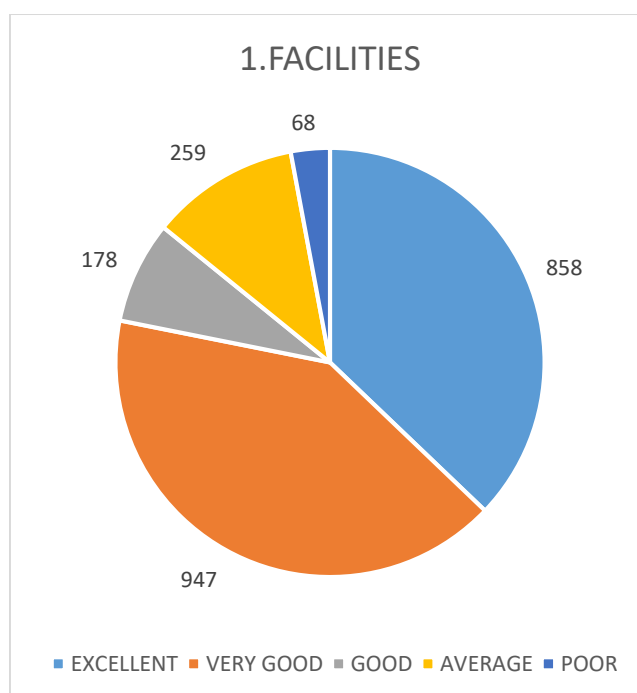


Feedback for the quality of Office & office staff was checked by taking the survey from students. For the attitude of college office staff out of 2310 students, 1778 students responded for very good, 258 for excellent while 48 responded for poor attitude of college office staff.

For Promptness & Efficiency of College Staff out of 2310 students, 1760 students responded for very good, 266 for excellent while 46 responded for poor attitude of college office staff.

2.LABORATORY

REMARK1	1.FACILITIES	2. SAFTY MEASURES	3. CO-CURRICULAR & EXTRA CURRICULAR ACTIVITIES
EXCELLENT	858	425	482
VERY GOOD	947	856	950
GOOD	178	485	369
AVERAGE	259	303	257
POOR	68	241	252



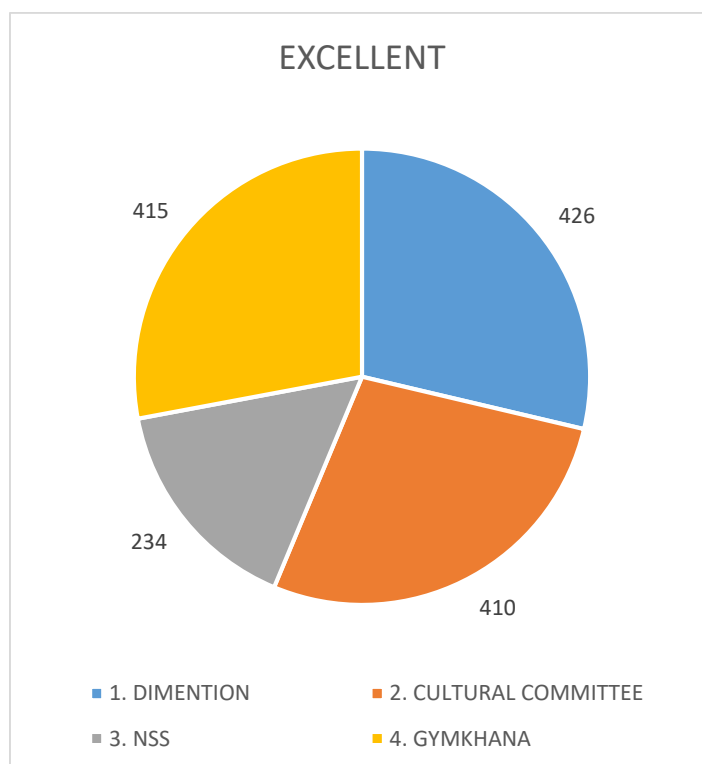
Feedback for the quality of Laboratory was checked by taking the survey from students. For the facility, out of 2310 students, 947 students responded for very good, 858 for excellent while 68 responded for poor.

For Safety Measures out of 2310 students, 856 students responded for very good, 425 for excellent while 241 responded for poor.

For Co-Curricular & Extra Curricular Activities out of 2310 students, 950 students responded for very good, 482 for excellent while 252 responded for poor.

3. CONTRIBUTION TO PERSONALITY DEVELOPMENT

REMARK1	1. DIMENTION	2. CULTURAL COMMITTEE	3. NSS	4. GYMKHANA
EXCELLENT	426	410	234	415
VERY GOOD	1652	1710	1964	1748
GOOD	115	65	29	49
AVERAGE	62	78	45	59
POOR	55	47	38	39



Feedback for the CONTRIBUTION TO PERSONALITY DEVELOPMENT was checked by taking the survey from students.

For the DIMENTION, out of 2310 students, 1652 students responded for very good, 426 for excellent while 55 responded for poor.

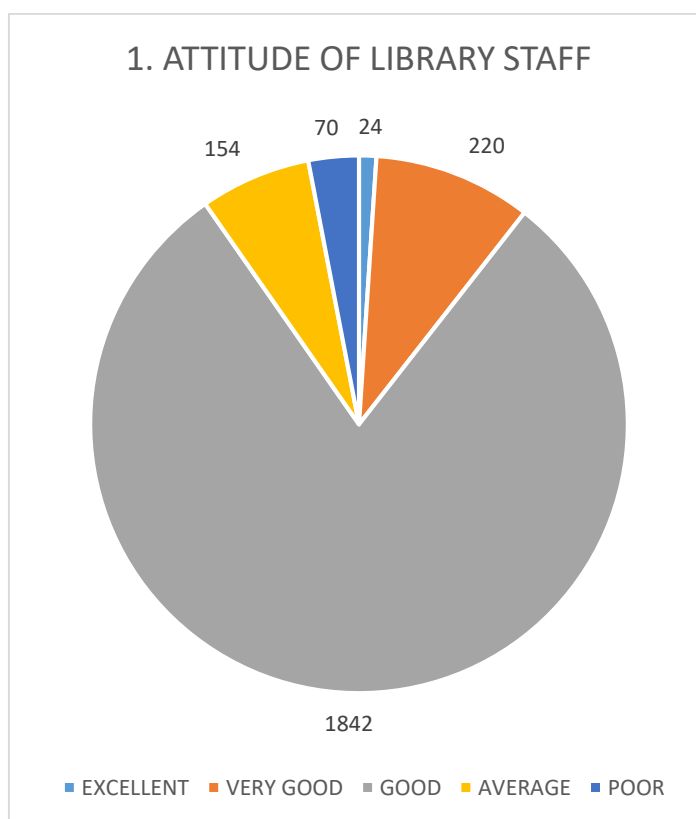
For NSS out of 2310 students, 1964 students responded for very good, 234 for excellent while 38 responded for poor.

For GYMKHANA out of 2310 students, 1748 students responded for very good, 415 for excellent while 39 responded for poor.



4. LIBRARY

REMARK1	1. ATTITUDE OF LIBRARY STAFF	2. AVAILABILITY OF BOOKS & JOURNALS
EXCELLENT	24	17
VERY GOOD	220	262
GOOD	1842	1877
AVERAGE	154	118
POOR	70	36



Feedback for the LIBRARY was checked by taking the survey from students.

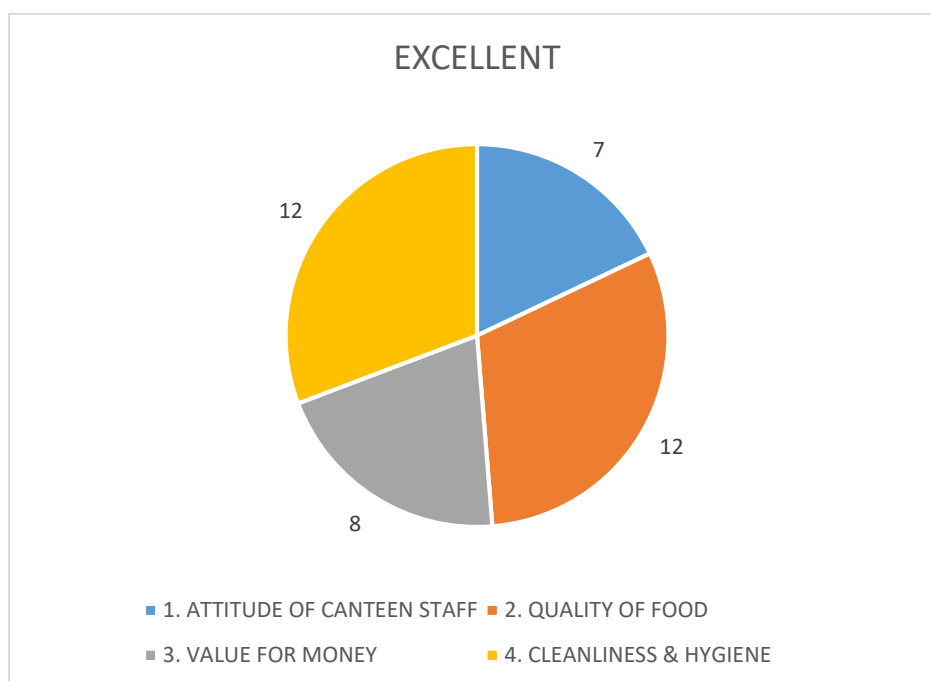
For the ATTITUDE OF LIBRARY STAFF, out of 2310 students, 1842 students responded for good, 220 for very good while 70 responded for poor.

For AVAILABILITY OF BOOKS & JOURNALS out of 2310 students, 1877 students responded for good, 262 for very good while 36 responded for poor.



5. CANTEEN

REMARK1	1. ATTITUDE OF CANTEEN STAFF	2. QUALITY OF FOOD	3. VALUE FOR MONEY	4. CLEANLINESS & HYGIENE
EXCELLENT	7	12	8	12
VERY GOOD	194	320	298	311
GOOD	1933	1830	1854	1790
AVERAGE	92	97	105	175
POOR	84	51	45	22



Feedback for the CANTEEN was checked by taking the survey from students.

For the ATTITUDE OF CANTEEN STAFF, out of 2310 students, 1933 students responded for good, 194 for very good while 84 responded for poor.

For QUALITY OF FOOD out of 2310 students, 1830 students responded for good, 320 for very good while 51 responded for poor.

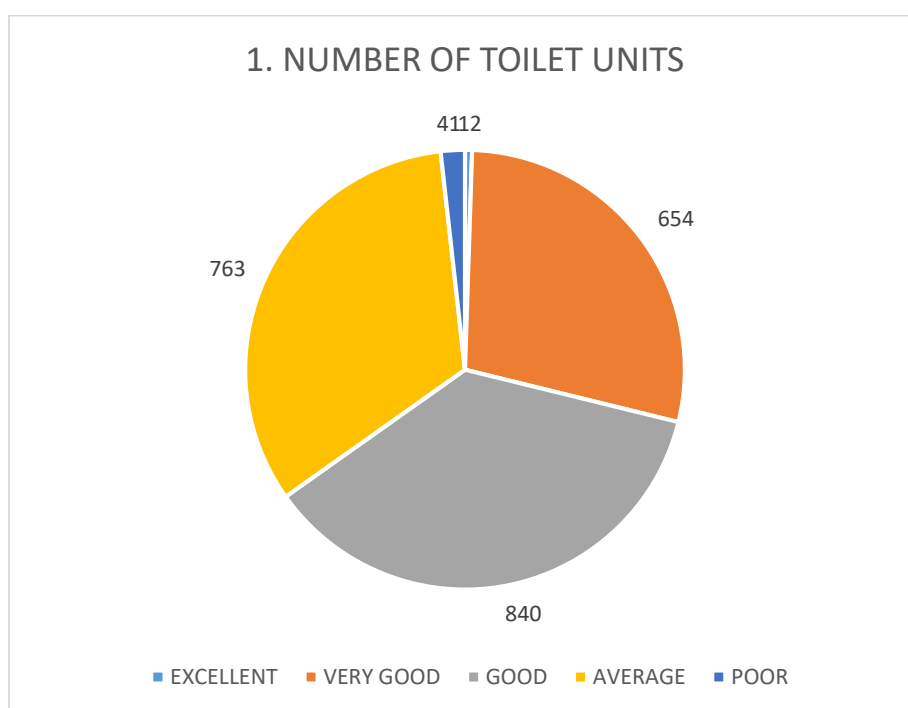
For the VALUE FOR MONEY, out of 2310 students, 1854 students responded for good, 298 for very good while 45 responded for poor.

For CLEANLINESS & HYGIENE out of 2310 students, 1790 students responded for good, 311 for very good while 22 responded for poor.



6. GENERAL CLEANLINESS & HYGIENE:

REMARK1	1. NUMBER OF TOILET UNITS	2. MAINTAINANCE OF TOILET UNITS	3. CLEANLINESS OF CLASSROOMS
EXCELLENT	12	18	40
VERY GOOD	654	678	902
GOOD	840	812	1102
AVERAGE	763	754	241
POOR	41	48	25



Feedback for the GENERAL CLEANLINESS & HYGIENE was checked by taking the survey from students.

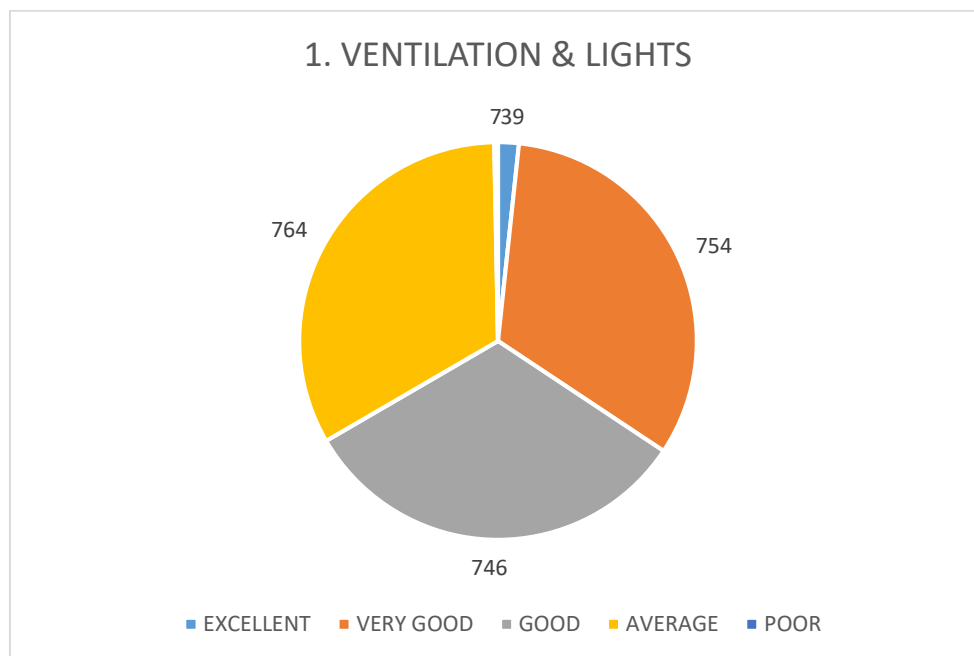
For the NUMBER OF TOILET UNITS, out of 2310 students, 840 students responded for good, 654 for very good while 41 responded for poor.

For MAINTAINANCE OF TOILET UNITS out of 2310 students, 840 students responded for good, 320 for very good while 41 responded for poor.

For the CLEANLINESS OF CLASSROOMS, out of 2310 students, 1102 students responded for good, 902 for very good while 25 responded for poor.

7. CLASSROOM AMBIENCE & FACILITIES

REMARK1	1. VENTILATION & LIGHTS	2. SEATING ARRANGEMENTS	3. LCD PROJECTORN & OTHER TEACHING AIDS
EXCELLENT	39	159	143
VERY GOOD	754	1120	997
GOOD	746	561	903
AVERAGE	764	397	213
POOR	7	73	54



Feedback for the classroom ambience & facilities was checked by taking the survey from students.

For the ventilation & lights, out of 2310 students, 1120 students responded for very good, 561 for good while 73 responded for poor.

For LCD projector & other teaching aids out of 2310 students, 840 students responded for good, 997 for very good while 41 responded for poor.

For the CLEANLINESS OF CLASSROOMS, out of 2310 students, 903 students responded for good, 902 for very good while 54 responded for poor.

(Dr. Hemant Geurkar)

PRINCIPAL Principal
 Sonopant Dandekar Arts College,
 V.S. Apte Commerce College &
 M.H. Mehta Science College
 PALGHAR (W.R.)
 Dist. Palghar, Pin-401404